

## December E-Newsletter

### News From (Santa's) Shop

Whether you celebrate Chanukah, Christmas, Kwanza or Solstice, we here at Pouncing Rain have been gearing up to provide you with some great gifts for loved ones, friends and sometimes yourself! So we put together our top five picks for stockings as well as that special gift the receiver will never forget! However you plan on celebrating this year, Pouncing Rain says Happy Holidays!

### Top Five Stocking Stuffers:

1. **Pocket Wire Gauge**, handy and fits in any tool kit or apron pouch.
2. **Agate Burnisher**, this little guy is a sweet and sturdy tool to get into areas that are tough with a regular steel burnisher, with no risk of scratching your stone in the setting, and pretty to boot!
3. **Wrap n Tap Pliers**, handy for so many wrapping projects, loop making, ring making, etc. without scratching your metal.
4. **Beads!** We have a wide selection of beautiful stone and natural beads that fit perfectly into any stocking you could have need of filling.
5. **Hole Punching Pliers**, they come in two sizes, 14 and 16 gauge holes, and great for any home studio, no drill needed!



### Top Five Pouncing Rain Favorites:

1. **Fretz Hammers!** Okay, I know many of you have heard us rave about them, but folks try them and you'll see it is for good reason. We carry the standard set of five as well as the riveting, chasing and texture hammers. So finely made, like a good wine, or a fancy cheese, these hammers are gourmet!
2. **Tronex and Lindstrom Pliers.** Both of these finely crafted lines of pliers are so high quality, once your loved one gets these, they'll never go back to the old cheapies. I recommend the cutters if you are looking to give just one.
3. **Wubbers.** Huh? Funny name, but this line of pliers is a great middle of the road for price while still getting great quality and a big favorite with loop in loop or chain mail makers.
4. **Dapping Set, Steel.** This great set comes with 24 steel dies and a steel dapping block as well as a beautiful wood storage unit. One of the items on our shelf I often overhear our customers adding to their holiday gift lists.
5. **Complete Tool Set.** Last, but by no means least, this is a great beginners set up, perfect for the loved one just getting started in metalworking. It includes the tools for basic sawing, bench work and soldering, all in one great large tool box.



### Take a little "You Time"

December is a busy month for us all. We have the fun and joy of the holidays, family gatherings, parties as well the pressures of deadlines and finances. I do not have any great insights or tips for keeping things calm and organized other than breathe and take care of you. I find that taking care of me, means allowing myself to create or play. I have a messy place out in the garage that I can go to play. I steal an hour, go out to the garage and string beads, wire wrap or work with my PMC; that is until the weather changed and it got cold in my garage. Now, I have started coming to open studio at Pouncing Rain. (Continued on page 2.)

# December E-Newsletter

## Take a little "You Time" – Cont.

Last month Pouncing Rain decided to give the gift of free Open Studio to all former and current members through the end of the year. I encourage anyone that is eligible to attend, to take an hour or two to come and play. Check the online calendar on our website, and come by anytime we have open studio.

If you are not eligible to be a member, take a class. We have many classes that last anywhere from an hour to a day. Spend some time creating in a class, at home, or wherever you find yourself. Have a happy holiday however you celebrate.

—Kathleen

## More FREE Open Studio!!!

We are still offering all of our former and current members free studio time in December! Don't miss out on this great gift!

- Any **former member** without a current card can use the studio in December for free! No card or sign up is needed. Just come on in!
- Any **current punch card member** can use the studio in December without using their punch card hours. So work as much as you like for the month free of charge!
- Any **current annual member** can get a free, two month extension on their card.

To get your free holiday gift, make sure to mention the Newsletter promotion to a staff member during December when you come in to use the studio.

## Note to Members

The Pouncing Rain Holiday Party has been postponed until further notice. We would like to wish you all happy holidays!

## Call to Local Artists

We will soon be adding a "Community Artists & Events" page to our website. This will be a place to find local artists and shows as well as a great way to promote your own work. So send us information about your ETSY sites, blogs, galleries, shows, or sales and we will put it out for the Pouncing Rain community to see and enjoy. If there is anything you would like to share, please email [jess@pouncingrain.com](mailto:jess@pouncingrain.com).

## Support Local Art

After our successful Featured Artist Reception for Nanci LaHatt last month, I began thinking, "What other great local artwork can I see?" So I started looking around and found that I didn't have to go far. Pouncing Rain's community of artists filled the spot and more. Here are just a few of the holiday galleries, showings, and sales of our very own Pouncing Rain jewelers. But please take the time to look for yourself and you will find that we live in a creative community, with many wonderful local artists.



### Mieko Takahashi

(Featured on the cover of the Herald's Take 5)  
Shizen Designs  
[www.shizendesigns.com](http://www.shizendesigns.com)  
Allied Arts Holiday Festival  
November 19th - December 24th

### Alexis Babcock

No Good Works  
[no-good-works.blogspot.com](http://no-good-works.blogspot.com)  
The Temple Bar  
December 11th, 2pm-6pm



### Ryan Albachten

Umbilicus Designs  
[umbilicusdesigns.blogspot.com](http://umbilicusdesigns.blogspot.com)  
Pacific Arts Holiday Market  
December 3rd-4th, 10th-12th, 17th-19th  
10am-6pm



# December E-Newsletter

## Beginning Jewelry Making 3 Day Intensive Class

Cost: \$240.00

Instructor: Judi Gauthier

Prerequisites: NO EXPERIENCE NEEDED!

All materials are included.

Learn all the basics of metalworking and jewelry making in one long weekend! This class will introduce you to this vast and wonderful world in three short days. You will learn about materials, equipment, and safety in the jewelry lab. Through a series of demonstrations, you will also learn how to saw, pierce, file, texture, solder, rivet, and polish metal. You will leave with the basic skills and knowledge you will need to start creating on your own! This hands on class will give you time to finish several pieces.

December 1st - 3rd, Wednesday - Friday, 10:00am - 5:00pm



## Ring In A Day Workshop



Cost: \$115.00

Instructor: Judi Gauthier

Prerequisites: NO EXPERIENCE NEEDED!

All materials are included.

Design and fabricate a sterling silver band ring. Learn basic sawing, soldering, texturing, and forming. No previous jewelry making skills are required and all materials will be provided. (You may use our pre-made bezels with size appropriate stone cabochon if you chose to purchase these in addition) Leave with your new creation on your finger! If you like, bring a sack lunch.

December 4th, Saturday, 10:00am - 5:00pm

## A Day With PMC Workshop

Cost: \$135.00

Instructor: Kathleen Yorston

Prerequisites: NO EXPERIENCE NEEDED!

All materials are included.

Learn the basics of Precious Metal Clay in this "get your hands dirty" workshop. You will be introduced to this exciting medium of clay that when fired is 99.9% pure silver! You will learn to mold, sculpt, texture, and finish PMC into a finished pendant, a pair of earrings, or several charms of your own design... or you can duplicate one of many display samples we will provide you for inspiration. You will work with PMC Clay, PMC paper, PMC Syringe, and PMC paste. You will be taught the basics of PMC design, and how to implement your design into a finished piece of jewelry. Kiln firing and torch firing will both be taught. This is a fun class that is limited to only 8 people so sign up early!

December 5th, Sunday, 10:00am - 4:00pm



# December E-Newsletter

## 3 Earrings In 3 Hours Workshop



**Cost: \$65.00**

**Instructor: Ryan Albachten**

**Prerequisites: NO EXPERIENCE NEEDED!**

**All materials are included.**

Make three pairs of beautiful earrings using sterling silver, copper, and beads. Each earring will be created using different materials and techniques, with a focus on being able to reproduce them at home. You will learn to ball wire with a hand-held torch, make your own headpins, forge with hammers, cut and form metal, and wire wrap your own earwires. Give this class as a gift, or take this class to make gifts.

**December 7th, Tuesday, 1:30pm - 4:30pm**

## Spinner Ring In A Day Workshop

**Cost: \$115.00**

**Instructor: Judi Gauthier**

**Prerequisites: NO EXPERIENCE NEEDED!**

**All materials are included.**

Make two rings in one! This is a sterling silver ring that has a copper free moving spinning ring on the top. You can texture and stamp either or both. You will start with sterling silver and copper sheet metal that you will learn to solder, texture, and polish into a great ring. This is a fun unique ring to make and wear or give as a gift.

**December 8th, Wednesday, 10:00am - 5:00pm**



## Lost Wax Casting Workshop



**Cost: \$180.00 - plus the cost of silver (average about \$20.00)**


**\*\*Note\*\*** You can bring your own scrap sterling silver for up to half of the weight of your ring! (You do need half casting grain which is available for purchase in our retail shop or you may bring your own.)

**Instructor: Jim Jenkins**

**Prerequisites: BEGINNING JEWELRY MAKING CLASS OR EQUIVALENT**

**All materials are included, except for silver. No silver is provided.**

This is a 2 day workshop. You will learn the basics of vacuum casting and be introduced to very simple wax carving. You will be casting a sterling silver ring from a



pre-made wax pattern. The first day you will work on your ring and it will be fired overnight so that on your second day you can finish it.

**December 11th & 12th, Saturday, 10:00am - 4:00pm, Sunday, 9:00am - 12:00pm**

# December E-Newsletter

## Beginning Jewelry Making 3 Day Intensive Class

Cost: \$240.00

Instructor: Judi Gauthier

Prerequisites: NO EXPERIENCE NEEDED!


All materials are included.

Learn all the basics of metalworking and jewelry making in one long weekend! This class will introduce you to this vast and wonderful world in three short days. You will learn about materials, equipment, and safety in the jewelry lab. Through a series of demonstrations, you will also learn how to saw, pierce, file, texture, solder, rivet, and polish metal. You will leave with the basic skills and knowledge you will need to start creating on your own! This hands on class will give you time to finish several pieces.

December 17th - 19th, Friday - Sunday, 10:00am - 5:00pm

December 28th - 30th, Tuesday - Thursday, 10:00am - 5:00pm

January 7th - 9th, Friday - Sunday, 10:00am - 5:00pm




Shop CLOSED for the holidays.

December 24th — 25th

AND

December 31st — January 1st



## Intermediate Jewelry Making 6 Week Class

Cost: \$240.00

Instructor: Judi Gauthier

Prerequisites: BEGINNING JEWELRY MAKING CLASS OR EQUIVALENT

All materials are included.

This class will expand on the skills you learned in our beginning class while adding more tools to your repertoire. This Intermediate class is for those students who have had an introduction to metalworking or jewelry making and want to further strengthen and develop his/her skills in soldering and jewelry techniques with the extra time to design and create beautifully unique pieces. In this class you will learn how to use the rolling mill to form and texture metal. Fold forming and patinas will also be introduced. Explore bezel setting

stones and other materials into your work. Leave with several finished pieces.

January 11th - February 15th, Tuesdays, 9:30am - 12:30pm

January 11th - February 15th, Tuesdays, 6:00pm - 9:00pm



# December E-Newsletter

## Beginning Jewelry Making 6 Week Class



Cost: \$240.00

Instructor: Judi Gauthier

Prerequisites: NO EXPERIENCE NEEDED!

All materials are included.

This class will introduce you to the vast and wonderful world of metalworking and jewelry making. It is perfect for the beginning student who wants to learn all the basics with plenty of time to design and create something unique. You will learn about materials, equipment, and safety in the jewelry lab. Through a series of demonstrations, you will learn how to saw, pierce, file, texture, solder, rivet, and polish metal. This hands on class will give you time to finish several pieces.

January 13th - February 17th, Thursdays, 9:30am - 12:30pm

January 13th - February 17th, Thursdays, 6:00pm - 9:00pm

## Prong Setting Workshop

Cost: \$99.00

Instructor: Jim Jenkins

Prerequisites: BASIC SOLDERING EXPERIENCE

All materials are included.

In this class you will learn the basic skills to effectively set round faceted stones in 4 prong or 6 prong settings. You will be supplied with the copper ring blanks, sterling silver prongs, and CZs to practice your stone setting. Working with the flex shaft and various other hand tools, you will leave with new skills in stone setting.



January 15th, Saturday, 10:00am—5:00pm

## Enameling For Beginners Workshop



Cost: \$110.00

Instructor: Judi Gauthier

Prerequisites: NO EXPERIENCE NEEDED!

All materials are included.

In this one day workshop you will discover the uses of opaque enamels over copper. Learn different application methods, such as sifting and wet pack, and how to torch and kiln fire your pieces. Working with opaque enamels you can use stencils or just play with color! You will also be taught basic metalworking techniques that include drilling holes and doming metal, so you can use your finished enamel works as earring components or pendants if you wish.

January 16th, Sunday, 10:00am - 5:00pm

# December E-Newsletter

## How To Solder Workshop

Cost: \$99.00

Instructor: Judi Gauthier

Prerequisites: NO EXPERIENCE NEEDED!

All materials are included.

Learn about soldering from A-Z in this one day workshop. Have you always wanted to learn to solder silver, copper, and brass? OR - Does stuff always seem to melt before your solder will flow? Do you have gaps in your seams? Solve these and many other soldering problems in this workshop. You will learn to use different types of torches and which part of each flame is best for each soldering job. Get tricks and tips to help you master this vital skill.

January 19th, Wednesday, 10:00am - 4:00pm



## Intermediate Jewelry Making 3 Day Intensive Class

Cost: \$240.00

Instructor: Judi Gauthier

Prerequisites: BEGINNING JEWELRY MAKING CLASS OR EQUIVALENT

All materials are included.

This class will expand on the skills you learned in our Beginning class while adding more tools to your repertoire -- and all in one weekend! This Intermediate class is for those students who have had an introduction to metalworking or jewelry making and want to further strengthen and develop his/her skills in soldering and jewelry techniques. In this class you will learn how to use the rolling mill to form and texture metal. Fold forming and patinas will also be introduced. Explore bezel setting stones and other materials into your work. Leave with several finished pieces.



January 21st - 23rd, Friday - Sunday, 10:00am - 5:00pm

## Woven Wire Cuff Bracelet Workshop

Cost: \$55.00

Instructor: Nanci LaHatt

Prerequisites: NO EXPERIENCE NEEDED!

All materials are included.

This class introduces you to a wire weaving technique for creating beautiful bracelets and necklaces. You will work with 22 gauge copper wire to weave a lovely copper bracelet. This project will give you enough practice necessary to weave silver wire in to necklaces and bracelets of your own design.

January 29th, Saturday,



# December E-Newsletter

## Etching Without Acid Workshop



Cost: \$95.00

Instructor: Ryan Albachten

Prerequisites: **NO EXPERIENCE NEEDED!**

All materials are included.

Using salt water and a flashlight battery discover a family and pet safe way to etch copper, brass, or nickel in your home. You will explore different patterns using multiple resists, including PnP Blue. Enjoy creating texture plates for Metal Clay, roll printing, or other projects.

January 30th, Sunday, 10:00am - 4:30pm



**We Have Gift Certificates!**  
Great for classes & goodies from the shop.

Want to make unique gifts for friends and family? Look for the gift box icon! All of these workshops are great for making multiple holiday gifts!!!



Thanks for reading the entire newsletter! Here is a gift for you.



**10% OFF**  
**Wubbers Pliers**

Purchase any one or more Wubbers pliers and receive 10% off.

Pouncing Rain Coupon Expires 1/1/2011

